

Retractable

Hardware attached to an existing structure

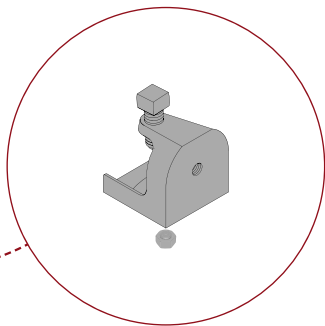
Suspended

Parallel mount directly below

Recommended support every 5ft

OPTION 1

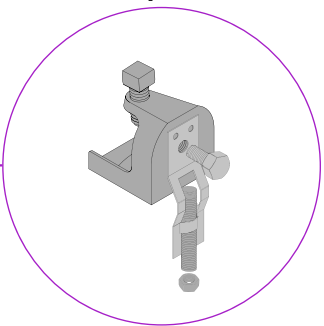
Level Structure



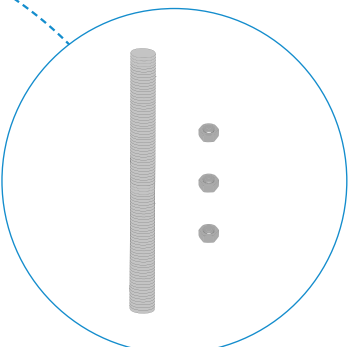
Threaded Rod Clamp (P/N: THRCL)
3/8" - 16 Nut (supplied with
Threaded Rod)

OPTION 2

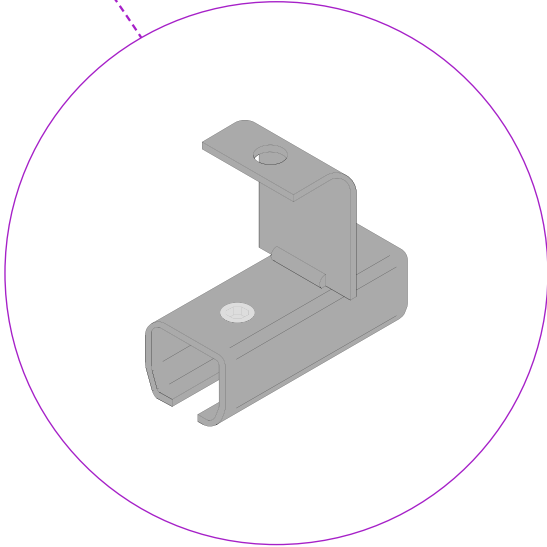
Parallel Sloped Structure



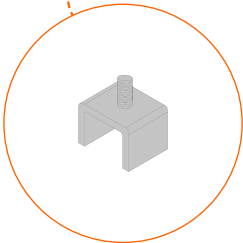
Threaded Rod Clamp (P/N: THRCL)
3/8" - 16 Bolt (P/N: BLT)
Threaded Rod Side Mount Plate
(P/N: STHRMP)
3/8" - 16 Nut (supplied with
Threaded Rod)



Threaded Rod (6ft max)
3 each: 3/8" - 16 Nuts included



Threaded Rod Connector (P/N: THRC-K83)
Set screws included



Adjustable End Stop (P/N S2785)



Nylon Rollers (P/N: NY-K42)
Steel Rollers (P/N: SR-K44)