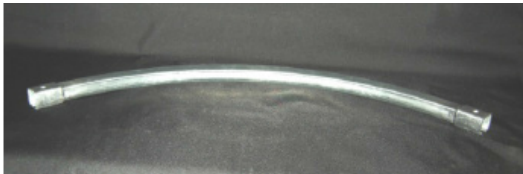



Additional Track Components




24" Radius Curved Track with Plain Connectors

Allows a curtain wall to be retracted around a 90° bend. Used in conjunction with split supports from any track system option.




Straight Track Section (recommended: 5ft sections)

Allows a curtain wall to retract or move along a track system in a straight line. Stock track sections available 2ft to 20ft lengths. Any section can be cut for an exact fit.



Overlap Trolley

The built-in extension facilitates a 8" curtain overlap. Add 12" to the overall curtain width with 6" on either curtain side.



Overlap Trolley with Pull Rope

The built-in extension facilitates a 8" curtain overlap. Add 12" to the overall curtain width with 6" on either curtain side. Pull rope attached to the trolley. Eliminates strain on the top corner of the curtain and allows easy retraction.



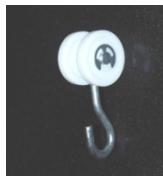
Trolley with 4 Steel Wheels and Rope

Eliminates strain on the top corner of the curtain with the overlap extension and allows easy retraction.



Steel Ball Bearing Roller with 1" Hook

Carries a curtain wall along a track system. Steel construction can be used to comply with food grade applications and/or upgraded durability.



Nylon Roller with 1" Hook

Carries a curtain wall along a track system. Nylon wheel provides a smooth glide as well as a more economical option.



Wall Mount End Stop – Flange Up

Stops rollers at the end of the track system and supports the end of the track. Placed where the wall meets the end of the track system for added stability.



Wall Mount End Stop – Flange Down

Stops rollers at the end of the track system and supports the end of the track. Placed where the wall meets the end of the track system for added stability.



Adjustable End Stop

Used to stop trolleys from rolling out of the end of the track. Also used between the last two trolleys so the curtain does not get pulled away from the wall.