



3 ENCLOSURE OPTIONS AVAILABLE

Aluminum is making its way into mainstream automobile construction to improve fuel economy, provide a lightweight, aircraft grade metal that is comparable to strength and safety as steel, less harmful emissions, and countless other benefits. Aluminum vehicle structures and components need to be isolated to prevent cross-contamination.

Proper sealing and containment gives your facility an edge on the upcoming demand. See how an aluminum repair curtain enclosure can provide an effective cleanroom area.

Customer Guide

580 Lively Boulevard, Elk Grove Village, IL 60007

Toll-Free | 877.713.4209

Phone | 847.439.4565


Fax | 847.439.2194

Aluminum body repair enclosures isolate aluminum repair areas from the rest of the facility. Welding, bonding, riveting, sanding, drilling, grinding, and other processes for repair must be separated due to potential health and fire hazards presented with cross-contamination.

Why should an aluminum repair area be isolated?

1. More common vehicle metals, such as steel, have a chemistry that contaminates aluminum.
2. Iron oxide (or rust) can be expelled when sanding and/or grinding steel. Rust has a possibility of bonding with aluminum that may affect structural integrity and paint adherence, due to an exothermic reaction (bursts of high temperatures occur which are potentially dangerous).
3. Iron oxide, aluminum, and magnesium, elements, which are found frequently in car repairs, may present a hazardous environment when mixed together.
4. Compliance requires aluminum car repair enclosures to adhere to combustible dust and toxic metal programs in addition to existing enclosure regulations. (NFPA 33 and OSHA)

Special Features for an Aluminum Vehicle Repair Enclosures:

- **Edge sealing** for containment.
- **Vision Panel** with PVC tinted clear welding material


Smoke Grey	Green	Blue	Aztec Red (Orange)	Yellow
------------	-------	------	--------------------	--------
- **Replaceable NESHAP-Compliant Filters** – you decide on the location and number 4' x 4' or 4' x 2'
- **Custom Cutouts** – for ventilation and exhaust systems
- **Pass-throughs** – for easy access points while maintaining a seal (weldview available)
- Retractable or Stationary models available (see below)

Placement and Size

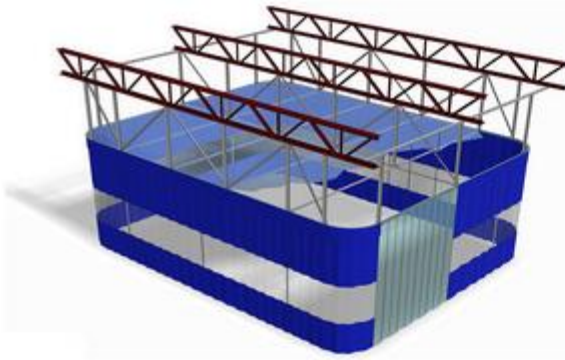
Placement and size of your aluminum auto body enclosure can be customized to your existing layout and workstation setups. A couple things to consider are:

- Choose the cleanest area of the shop: close to paint/primer area, furthest from the other repair areas to minimize cross-contamination.
- Accommodate the quantity of aluminum repairs per week (projected or actual)




1) Floor-to-Ceiling Enclosure

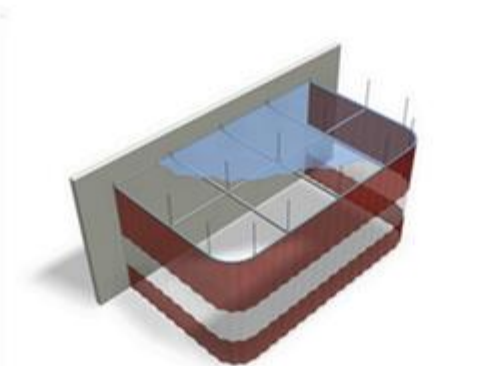
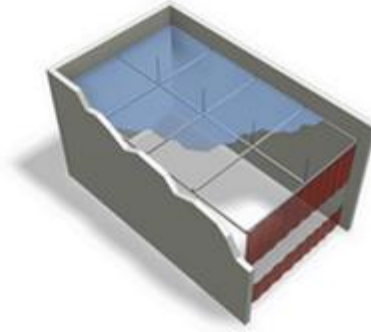

- The most economical curtain enclosure option
- Uses your existing ciling and can accommodate most obstructions
- Custom panels can seal to your roof deck
- Curtain enclosure sides can be retractable or stationary
- Does not block existing lighting, ifre detection & suppression systems
- Quantity and location of access points (entry/exit) to fit your needs
- No size limitation on the enclosure
- **May require filler panels to seal open trusses to optimize edge sealing**



*Suspended 6' or less with threaded rod
(from the bottom of joists).*



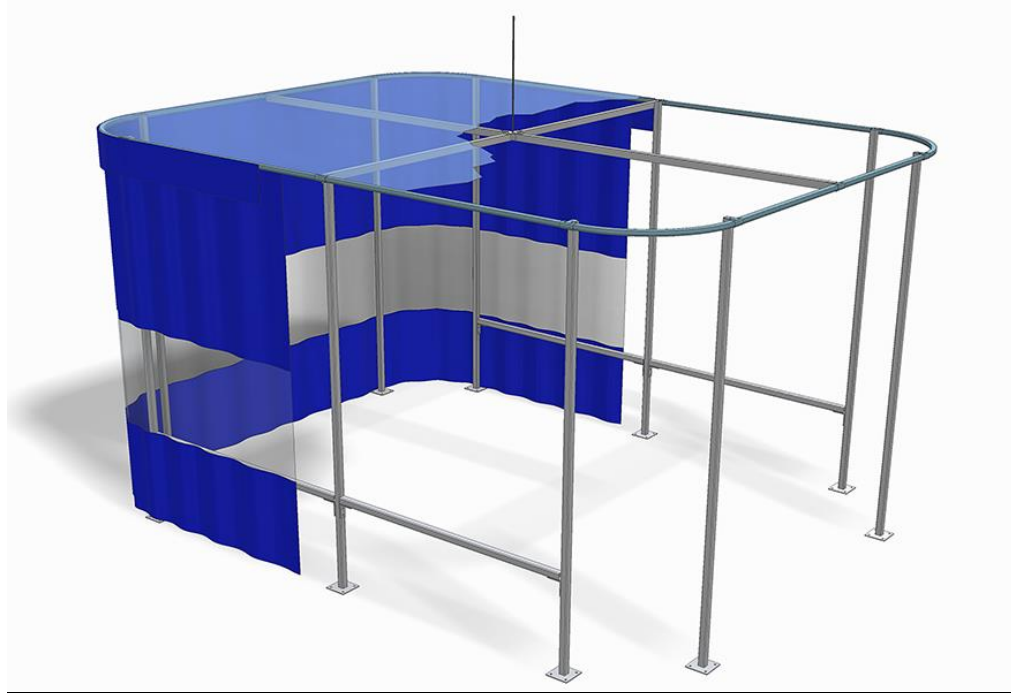
*Suspended 6' or more with slotted angle iron.
Diagonal bracing needed for stabilization.*



*How to use 1, 2, or 3 of your existing walls to create a curtain enclosure.
Depending on the physical size, it may be necessary to support
from the existing ceiling to the ceiling grid cross points.*

2) Suspended Soft Wall Enclosure

- Has suspended metal grid to support a soft ceiling cover
- Can be located against a wall or in a corner
- Sliding industrial track system and/or fixed mounting system available
- You determine the height of enclosure ceiling



3) Freestanding Soft Wall Enclosure

- Has partially-suspended support grid for a flexible vinyl ceiling cover
- Free-standing and floor-supported
- Retractable and fixed (stationary) mounting options
- Can be located anywhere in your building.