



- Wash Bay Dividers
- Spray Paint Booth Dividers
- Paint Prep Areas
- Worker/Equipment Protection
- NESHAP-Compliant Enclosure Curtain Walls
- Autobody Repair / Maintenance Bay Dividers
- . . . and more!

Customer Guide

580 Lively Boulevard, Elk Grove Village, IL 60007

Toll-Free | 877.713.4209

Phone | 847.439.4565

Fax | 847.439.2194

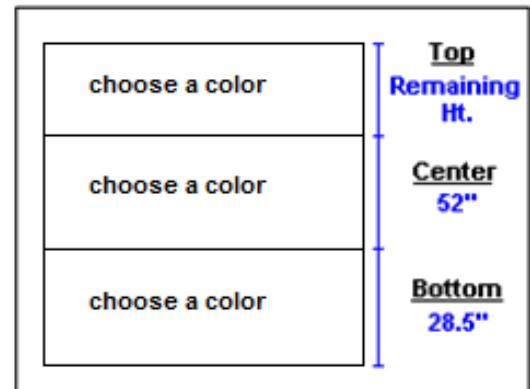


Questions:

1) Colors?



Visual Simulation of Curtain Wall



Solid Opaque Curtain: Used for a sight, light, and airflow barrier.

Vision Panel Curtain: Used for visual and/or light access to adjacent area. 52" high clear horizontal panel for visual/light access, or 59" high reinforced clear panel for partial vision and light access. Radiofrequency welded seams.

and

AmCraft Manufacturing, Inc.

580 Lively Boulevard

Elk Grove Village, IL 60007

sales@amcraftonline.com

www.amcraftmanufacturing.com

Custom Color or Clear Combination: Opaque and/or clear materials are at custom height combinations. These curtains are generally used (but not limited to) the following:



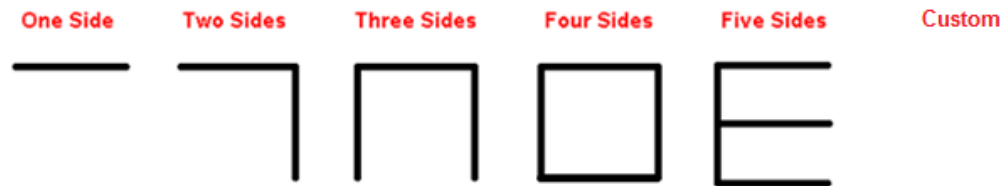
- A. Match the customer's facility.
- B. Optimize sight / light access.

2) Is the curtain going to be retractable or non-retractable?

Retractable: Curtain slides along a track system from one side to another. Opens up the space when curtain is not in use; immediate divider when needed.

Non-retractable (Stationary): When a curtain is fixed in place and does not need to move.

3) What is the layout of your track system?



3a) Please **mark** the front side (**nice side with no visual hems**) of your curtains. Use the space below to re-draw the layout, if needed. Use letters to label sides (Side A, B, etc).

AmCraft Manufacturing, Inc.

580 Lively Boulevard

Elk Grove Village, IL 60007

sales@amcraftonline.com

www.amcraftmanufacturing.com

4) What are the dimensions of each opening?

[For Each Side, determine measurements using the following template]

_____ ft _____ in (Height) X _____ ft _____ in (Width)

4a) Please use the space below to describe which panels connect to each other. Also determine if the sides will connect to an existing wall. From question #3, please use the same letters to refer to each given side.

AmCraft Manufacturing, Inc.
580 Lively Boulevard
Elk Grove Village, IL 60007
sales@amcraftonline.com
www.amcraftmanufacturing.com

5) Do you need any strip doors and/or passthroughs in your curtain? How many do you need?

Please note the dimensional location of the access point(s) in reference to question #3 (which side?).

This dimension should be determined as if we are facing the front side.

- a. Strip Doors
- b. Curtain Overlap
- c. Other (Custom Built Options)

AmCraft Manufacturing, Inc.

580 Lively Boulevard

Elk Grove Village, IL 60007

sales@amcraftonline.com

www.amcraftmanufacturing.com

6) What options are you interested in?

a. The most common options for autobody shop applications are (but not limited to):

Vision Panel



Chain Weighted Bottom



Floor Sweep



Straps and Floor Mounted D-Rings



Edge Sealing



Filter



Custom Logo



Enclosure Top / Ceiling



Filler Panel



Tiebacks



AmCraft Manufacturing, Inc.

580 Lively Boulevard


Elk Grove Village, IL 60007

sales@amcraftonline.com

www.amcraftmanufacturing.com

7) Track Options?

Please see "Track Systems" Insert for more information.



8) Additional Project Details

Details specific to a project may be necessary to note if it is a special construction and/or material request. Examples of special details are (but not limited to):

- Obstructions
- Custom Track Layouts
- Custom Material Requirements
- Various Curtain Heights
- Filler Panels
- Parallel/perpendicular to the joist
- Use of Unistrut
- etc.

Helpful Tip: Knowledge of the intended application (i.e. dock loading area, etc.) will give you an idea of what type of divider and options will be necessary for a project.

<p>Application:</p> <hr style="border: 0; border-top: 1px solid black; margin: 5px 0;"/>
<p>Notes:</p> <hr style="border: 0; border-top: 1px solid black; margin: 5px 0;"/> <hr style="border: 0; border-top: 1px solid black; margin: 5px 0;"/> <hr style="border: 0; border-top: 1px solid black; margin: 5px 0;"/> <hr style="border: 0; border-top: 1px solid black; margin: 5px 0;"/> <hr style="border: 0; border-top: 1px solid black; margin: 5px 0;"/>

AmCraft Manufacturing, Inc.
 580 Lively Boulevard
 Elk Grove Village, IL 60007
sales@amcraftonline.com
www.amcraftmanufacturing.com