



- Warehouse Dividers
- Industrial Workspaces
- Light-Blocking Curtain Walls
- Fume / Dust Control
- Air Flow / Temperature Zone Management
- . . . and more!

Customer Guide

580 Lively Boulevard, Elk Grove Village, IL 60007

Toll-Free | 877.713.4209

Phone | 847.439.4565

Fax | 847.439.2194



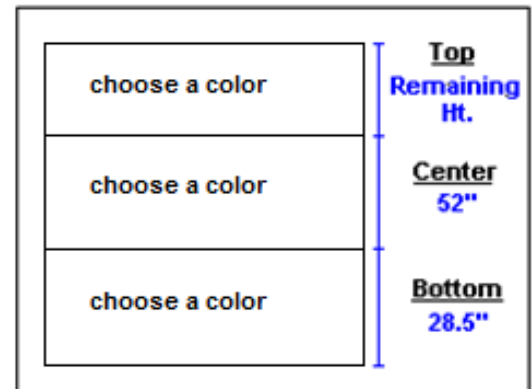
Questions:

1) Colors?

(Note: 14oz. is standard. Heavier materials are also available, upon request.)



Visual Simulation of Curtain Wall



Solid Opaque Curtain: Used for a sight, light, and airflow barrier.

Vision Panel Curtain: Used for for visual and/or light access to adjacent area. 52" high clear horizontal panel for visual/light access, or 59" high reinforced clear panel for partial vision and light access. Radiofrequency welded seams.

AmCraft Manufacturing, Inc.

580 Lively Boulevard

Elk Grove Village, IL 60007

sales@amcraftonline.com

www.amcraftmanufacturing.com

Custom Color or Clear Combination: Opaque and/or clear materials are at custom height combinations. These curtains are generally used (but not limited to) the following:

- A. Match your facility.
- B. Optimize sight / light access.



2) Is the curtain going to be retractable or non-retractable?

Retractable: Curtain slides along a track system from one side to another. Opens up the space when curtain is not in use; immediate divider when needed.



AmCraft Manufacturing, Inc.

580 Lively Boulevard

Elk Grove Village, IL 60007

sales@amcraftonline.com

www.amcraftmanufacturing.com

Non-retractable (Stationary): When a curtain is fixed in place and does not need to move.



3) What is the layout of your track system?

One Side



Two Sides

Three Sides

Four Sides

Five Sides

Custom



AmCraft Manufacturing, Inc.

580 Lively Boulevard

Elk Grove Village, IL 60007

sales@amcraftonline.com

www.amcraftmanufacturing.com

3a) Please let us know where you would like to have the front side (nice side with no visual hems) of your curtain. Use the space below to re-draw the layout, if needed. Use letters to label sides (Side A, B, etc) from left to right.

4) What are the dimensions of each opening?

[For Each Side, determine measurements using the following template]

_____ ft _____ in (Height) X _____ ft _____ in (Width)

AmCraft Manufacturing, Inc.

580 Lively Boulevard

Elk Grove Village, IL 60007

sales@amcraftonline.com

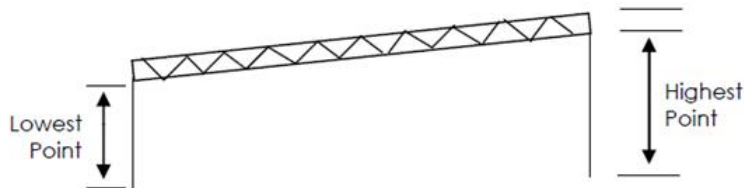
www.amcraftmanufacturing.com

5) Do the curtain(s) run _____ to the existing structure:

- Perpendicular
- Parallel
- Both

6) Is there a slope?

What to measure for an opening with a slope: The lowest point and the highest point where you would like the curtain to start and to end.



If a filler panel above the track is needed, please measure the height of the joists.

7) Do you have a sprinkler system?

8) Do you need any strip doors and/or passthroughs in your curtain? How many do you need?

Please note the dimensional location of the access point(s) in reference to question #3 (which side?).

This dimension should be determined as if we are facing the front side.

- a. Strip Doors
- b. Curtain Overlap
- c. Other (Custom Built Options)

9) What options are you interested in?

- a. The most common options for warehouse applications are (but not limited to):

AmCraft Manufacturing, Inc.

580 Lively Boulevard

Elk Grove Village, IL 60007


sales@amcraftonline.com

www.amcraftmanufacturing.com

- Vision Panel 
- Chain Weighted Bottom 
- Floor Sweep 
- Straps and Floor Mounted D-Rings 
- Edge Sealing 
- Filter 
- Custom Logo 
- Enclosure Top / Ceiling 
- Filler Panel 
- Tiebacks 

10) Track Options?

Please see "Track Systems" Insert for more information.



AmCraft Manufacturing, Inc.
 580 Lively Boulevard
 Elk Grove Village, IL 60007
sales@amcraftonline.com
www.amcraftmanufacturing.com

11) Additional Project Details

Details specific to a project may be necessary to note if it is a special construction and/or material request. Examples of special details are (but not limited to):

- | | |
|---|--|
| <input type="checkbox"/> Obstructions | <input type="checkbox"/> Parallel/perpendicular to the joist |
| <input type="checkbox"/> Custom Track Layouts | <input type="checkbox"/> Use of Unistrut |
| <input type="checkbox"/> Custom Material Requirements | <input type="checkbox"/> etc. (Other) |
| <input type="checkbox"/> Various Curtain Heights | |
| <input type="checkbox"/> Filler Panels | |

Helpful Tip: Knowledge of the intended application (i.e. dock loading area, etc.) will give you an idea of what type of divider and options will be necessary for a project.

<p>Application:</p> <hr/>
<p>Notes:</p> <hr/> <hr/> <hr/> <hr/> <hr/>

AmCraft Manufacturing, Inc.
580 Lively Boulevard
Elk Grove Village, IL 60007
sales@amcraftonline.com
www.amcraftmanufacturing.com