

Universal Strip Door Brackets




- Features:**
- ☆ Robust and heavy-duty, available in Galvanized Steel and Stainless Steel
 - ☆ Available in 3', 4' and 5' sections, including with retaining plates and lock-nuts to ensure a secure and reliable installation.
 - ☆ See below the mounting options.

Quick Mount Bracket

PVC Material



Metal Material



Quick Mount



- Features:**
- ☆ The strips are very easy to mount and remove.
 - ☆ The plastic strip door bracket is really easy to be cut to the needed width.
 - ☆ The quick mount hardware has the same mounting options as the Universal mounting system.
 - ☆ Available in 2' sections

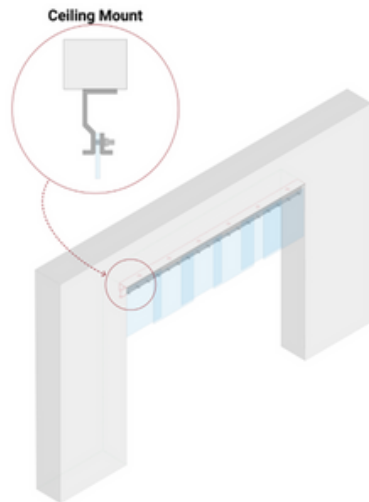


There are 3 ways to mount the Universal Strip Door Brackets.

The Wall mount and the Ceiling mount are the most commonly used ways of mounting the strip doors. The brackets are also available in stainless steel. The Universal Strip Door Brackets come in: 3, 4, 5 and 6 foot sections. Additionally the brackets can also be ordered without the ceiling mount lip, which works well in trucks and other special situations where there is no room for that horizontal piece.

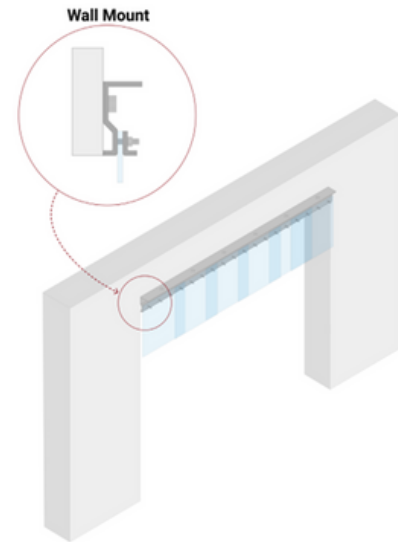
1

Ceiling or Under Mount



2

Wall Mount or Face Mount



3

Suspend the Universal Strip Door Bracket from your existing structure above.

The Wall mount and the Ceiling mount are the most commonly used ways of mounting the strip doors. The brackets are also available in stainless steel. The Universal Strip Door Brackets come in: 3, 4, 5 and 6 foot sections. Additionally the brackets can also be ordered with out the ceiling mount lip, which works well in trucks and other special situations where there is no room for that horizontal piece.

